



#### PRODUCT DESCRIPTION

The next generation of track lighting is here with the ultra-slim Continuum series from ET2. Field adjustable track lengths can be extended, connected, or cut to fit the space they are installed. On them, a variety of low voltage light sources can be quickly snapped into place adding and directing light exactly where desired. Various power feed options are available including recessed, on-track, or integrated dimmable driver and switch. Available in Matte Black or Matte White, the track lengths can even be painted to match the exact paint color of the surfaces they are installed. This adaptable track system makes it simple to design the lighting in your space according to your vision and is only limited to your imagination.




#### MEASUREMENTS

DIMENSION : 2" L x 2" W x 10" H  
 HANGING WEIGHT : 0.8287 lb

#### LAMPING

INPUT VOLTAGE : 120-277V  
 LUMENS : 450 Rated (350 Del.)  
 BULB : 1 x 5W LED DC Integrated , 5W Total  
 BULB INCLUDED : (Integrated)  
 DIMMABLE : Yes  
 CRI : 90 CRI  
 COLOR\_TEMP : 3000K

#### FINISHES OPTION

 Black (BK)  
 Natural Aged Brass (NAB)  
 White (WT)

#### MATERIAL

Aluminum

#### RATINGS

cETLus  
 Dry Location  
 CA Title 24



#### ADDITIONAL

RATED LIFE 35000 Hours  
 OPERATING TEMPERATURE:  
 -20°C (-4°F), 40°C (104°F)

Always consult a qualified electrician before installing any lighting product.



Contemporary  
 Lighting™

WESTERN DISTRIBUTION CENTER (HEADQUARTER)  
 253 NORTH VINELAND AVE | CITY OF INDUSTRY, CA 91746

EASTERN DISTRIBUTION CENTER  
 101 GARDNER PARK | PEACHTREE CITY, GA 30269

P. 626.956.4200 | F. 626.956.4225 | maximlighting.com