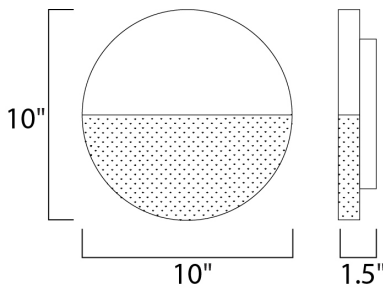




PRODUCT DESCRIPTION






MEASUREMENTS

DIMENSION : 10" W x 10" H x 1.5" Ext
 MAX OAH : 1.5" OAH 7.01" W x 0.83" H
 HANGING WEIGHT : 3.44 lb

LAMPING

INPUT VOLTAGE : 120V
 LUMENS : 1,050 Rated (831 Del.)
 BULB : 2 x 15W LED PCB Integrated , 15W Total
 BULB INCLUDED : (Integrated)
 DIMMABLE : Triac CL
 CRI : 90+ CRI
 COLOR_TEMP : 3000K

FINISHES OPTION

-  Black (BK)
-  Satin Aluminum (SA)
-  White (WT)

MATERIAL

Aluminum, Acrylic

RATINGS

cETLus
 Wet Location
 ADA



ADDITIONAL

INSTALL UP/DOWN: Any
 RATED LIFE 50000 Hours
 OPERATING TEMPERATURE:
 -20°C (-4°F), 40°C (104°F)

PHOTOMETRIC: Report Found Online

Always consult a qualified electrician before installing any lighting product.



Contemporary
 Lighting™

WESTERN DISTRIBUTION CENTER (HEADQUARTER)
 253 NORTH VINELAND AVE | CITY OF INDUSTRY, CA 91746

EASTERN DISTRIBUTION CENTER
 101 GARDNER PARK | PEACHTREE CITY, GA 30269

P. 626.956.4200 | F. 626.956.4225 | maximlighting.com