



PRODUCT DESCRIPTION

Balancing work and play, the Wimbledon collection is a fun collection of lighting fixtures that utilizes dual-layered sound dampening felt shades that enhance the acoustics of a space. The deep ridged pattern gracefully intersects elevating the simple forms. Choose from linear or half dome configurations in various colors: Dark Grey and Light Cream felts offer more neutral tones while the Olive exterior with Black felt interior presents a more colorful option. Housed within the shades are high powered LED modules that provide ample functional down lighting.




MEASUREMENTS

DIMENSION : 39.75" L x 39.75" W x 5" H
 MAX OAH : 129.75" OAH
 CANOPY : 5" W x 2.5" H x 20.75" L
 HANGING WEIGHT : 4.2 lb

LAMPING

INPUT VOLTAGE : 120V
 LUMENS : 1,550 Rated (1,000 Del.)
 BULB : 1 x 25W LED DC Integrated , 25W Total
 BULB INCLUDED : (Integrated)
 DIMMABLE :
 CRI : 90 CRI
 COLOR_TEMP : 3000K

FINISHES OPTION

 Dark Gray (DG)
 Light Cream (LC)
 Olive (OLV)

MATERIAL

PET Felt

RATINGS

cETLus
 DRY Location



ADDITIONAL

RATED LIFE 25000 Hours
 OPERATING TEMPERATURE:
 -20°C (-4°F), 40°C (104°F)

Always consult a qualified electrician before installing any lighting product.



Contemporary
 Lighting™

WESTERN DISTRIBUTION CENTER (HEADQUARTER)
 253 NORTH VINELAND AVE | CITY OF INDUSTRY, CA 91746

EASTERN DISTRIBUTION CENTER
 101 GARDNER PARK | PEACHTREE CITY, GA 30269

P. 626.956.4200 | F. 626.956.4225 | maxlighting.com