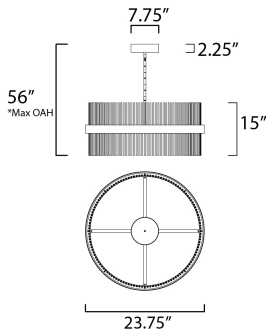




PRODUCT DESCRIPTION

Wide bands of Matte Black metal supports an evenly spaced row of thin tubing finished in your choice of Satin Brass, Satin Nickel or a combination of the two. The stylish design is CCT Selectable enabling you to toggle between warm 2700K to neutral 3000 or 3500K or even go brighter with 4000 and 5000K color temperatures. Marvel at the ring's soft indirect lighting dispersion cast light both up and down and shine along the tubes aglow. High style and function, this fixture's subtle features can transform not only the fixture's appearance but also the space where it is installed.



*max overall height



MEASUREMENTS

DIMENSION : 23.75" L x 23.75" W x 15" H
MAX OAH : 56" OAH
CANOPY : 7.75" W x 2.25" H x 7.75" L
HANGING WEIGHT : 22.6 lb

LAMPING

INPUT VOLTAGE : 120-277V
LUMENS : 3,710 Rated (1,600 Del.)
BULB : 2 x 26.5W LED DC Integrated , 53W Total
BULB INCLUDED : (Integrated)
DIMMABLE : Triac CL 0-10V
CRI : 90 CRI
COLOR_TEMP : 27-30-35-40-50K

FINISHES OPTION

-  Black / Satin Brass (BKSB)
-  Black / Satin Nickel (BKSN)

MATERIAL

Steel, Aluminum

RATINGS

cETLus
Dry Location



ADDITIONAL

RATED LIFE 40000 Hours
OPERATING TEMPERATURE:
-20°C (-4°F), 40°C (104°F)

Always consult a qualified electrician before installing any lighting product.



Contemporary
Lighting™

WESTERN DISTRIBUTION CENTER (HEADQUARTER)
253 NORTH VINELAND AVE | CITY OF INDUSTRY, CA 91746
EASTERN DISTRIBUTION CENTER
101 GARDNER PARK | PEACHTREE CITY, GA 30269
P. 626.956.4200 | F. 626.956.4225 | maximlighting.com