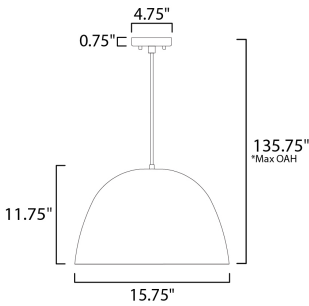




PRODUCT DESCRIPTION

Spherical shaped pendants are constructed unibody design. A dramatic two-tone finish is available in your choice of Black/Satin Brass, Dark Gray/Coffee, or Satin Nickel/Black. The LED light source is concealed to reduce glare while providing ample light below.



*max overall height




MEASUREMENTS

- DIMENSION : 15.75" L x 15.75" W x 11.75" H
- MAX OAH : 135.75" OAH
- CANOPY : 4.75" W x 0.75" H x 4.75" L
- HANGING WEIGHT : 4 lb

LAMPING

- INPUT VOLTAGE : 120V
- LUMENS : 720 Rated (325 Del.)
- BULB : 1 x 8W LED PCB Integrated , 8W Total
- BULB INCLUDED : (Integrated)
- DIMMABLE : ELV
- CRI : 90 CRI
- COLOR_TEMP : 3000K

FINISHES OPTION

-  Dark Gray / Coffee (DGCOF)
-  Satin Brass / Coffee (SBRCOF)
-  Satin Nickel / Black (SNBK)

MATERIAL

Aluminum + Steel + Acrylic

RATINGS

cETLus
Dry Location



ADDITIONAL

SLOPE: 70
RATED LIFE 35000 Hours
OPERATING TEMPERATURE:
-20°C (-4°F), 40°C (104°F)

Always consult a qualified electrician before installing any lighting product.



WESTERN DISTRIBUTION CENTER (HEADQUARTER)
253 NORTH VINELAND AVE | CITY OF INDUSTRY, CA 91746
EASTERN DISTRIBUTION CENTER
101 GARDNER PARK | PEACHTREE CITY, GA 30269
P. 626.956.4200 | F. 626.956.4225 | maximlighting.com