



PRODUCT DESCRIPTION

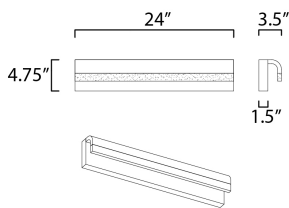
A water feature that seemingly flows down a narrow, elongated channel constructed of aluminum. Finished in Black the decorative plate is fabricated using 304 Grade Stainless Steel in a Polished Black finish making these impressive sconces suitable for outdoor applications.

MEASUREMENTS



DIMENSION : 24" W x 4.75" H x 3.5" Ext
 BACK PLATE : 24" W x 4.75" H x 2.25" HCO
 HANGING WEIGHT : 4.84 lb

LAMPING

INPUT VOLTAGE : 120V
 LUMENS : 1,260 Rated (1,000 Del.)
 BULB : 1 x 18W LED PCB Integrated , 18W Total
 BULB INCLUDED : (Integrated)
 DIMMABLE : Triac CL or ELV
 CRI : 90+ CRI
 COLOR_TEMP : 3000K
 LIGHTING_DIRECTION : Down



FINISHES OPTION

-  Black (BK)
-  Polished Chrome (PC)

GLASS

Frosted 90

MATERIAL

Aluminum, Acrylic

RATINGS

cETLus
 Damp Location
 ADA



ADDITIONAL

INSTALL UP/DOWN: Horizontal
 RATED LIFE 50000 Hours
 OPERATING TEMPERATURE:
 -20°C (-4°F), 40°C (104°F)

Always consult a qualified electrician before installing any lighting product.



WESTERN DISTRIBUTION CENTER (HEADQUARTER)
 253 NORTH VINELAND AVE | CITY OF INDUSTRY, CA 91746
 EASTERN DISTRIBUTION CENTER
 101 GARDNER PARK | PEACHTREE CITY, GA 30269
 P. 626.956.4200 | F. 626.956.4225 | maximlighting.com