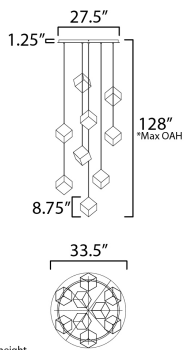




PRODUCT DESCRIPTION

Like melting ice, these oversized cube pendants support cast glass shades from highly polished stainless-steel frames. Select from two finish combinations: a Clear glass shade paired with a Polished Chrome frame or soften the look with warm Amber glass paired with a polished French Gold frame. Available in a variety of configurations, these pendants will make your space cool.



*max overall height



MEASUREMENTS

DIMENSION	: 33.5" L x 33.5" W x 8.75" H
MAX OAH	: 128" OAH
CANOPY	: 27.5" W x 1.25" H x 27.5" L
HANGING WEIGHT	: 39.75 lb

LAMPING

INPUT VOLTAGE	: 120V
LUMENS	: 2,700 Rated (1,890 Del.)
BULB	: 9 x 4W LED G9 , 36W Total
BULB INCLUDED	: (Included)
DIMMABLE	: Y
CRI	: 80 CRI
COLOR_TEMP	: 3000K

FINISHES OPTION

	French Gold (FG)
	Polished Chrome (PC)

GLASS

Murano-style Amber 26

MATERIAL

Stainless Steel, Glass

RATINGS

cETLus
Damp Location



ADDITIONAL

RATED LIFE 20000 Hours
OPERATING TEMPERATURE:
-20°C (-4°F), 40°C (104°F)

Always consult a qualified electrician before installing any lighting product.



Contemporary
Lighting™

WESTERN DISTRIBUTION CENTER (HEADQUARTER)
253 NORTH VINELAND AVE | CITY OF INDUSTRY, CA 91746

EASTERN DISTRIBUTION CENTER
101 GARDNER PARK | PEACHTREE CITY, GA 30269

P. 626.956.4200 | F. 626.956.4225 | maximlighting.com