



PRODUCT DESCRIPTION

Clear ribbed glass encases a tube of opal white acrylic evenly illuminated by LED. The ends of the glass shade are fitted with knurled cylinder forms that suspend the sconces from their mounting plates. Dual mounted options are available for this series allowing it to be installed on single gang junction boxes. Available in Natural Aged Brass, Polished Chrome, or Matte Black finishes.




MEASUREMENTS

DIMENSION : 4.75" W x 19" H x 3" Ext
MAX OAH : 2.5" W x 17.75" H
HANGING WEIGHT : 2.7 lb

LAMPING

INPUT VOLTAGE : 120V
LUMENS : 1,080 Rated (750 Del.)
BULB : 1 x 12W LED AC Intergrated , 12W Total
BULB INCLUDED : (Integrated)
DIMMABLE : Triac CL
CRI : 90 CRI
COLOR_TEMP : 3000K
LIGHTING_DIRECTION : All

FINISHES OPTION

 Black (BK)
 Natural Aged Brass (NAB)
 Polished Chrome (PC)

GLASS

Clear Ribbed 144

MATERIAL

Steel, Alumimium, Glass

RATINGS

cETLus
Damp Location
ADA



ADDITIONAL

INSTALL UP/DOWN: Any
RATED LIFE 20000 Hours
OPERATING TEMPERATURE:
-20°C (-4°F), 40°C (104°F)

Always consult a qualified electrician before installing any lighting product.



Contemporary
Lighting™

WESTERN DISTRIBUTION CENTER (HEADQUARTER)
253 NORTH VINELAND AVE | CITY OF INDUSTRY, CA 91746

EASTERN DISTRIBUTION CENTER
101 GARDNER PARK | PEACHTREE CITY, GA 30269

P. 626.956.4200 | F. 626.956.4225 | maximlighting.com