



PRODUCT DESCRIPTION

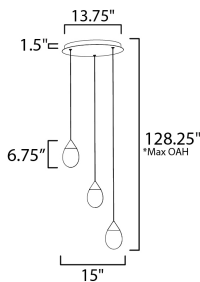
Suspended from slim cords, drops of blown glass encase a recessed LED light source casting light along the thick bottomed glass. Available in Polished Chrome with clear glass or Matte Black with Mirror Smoked Glass, this simple design adds a statement to light.

MEASUREMENTS

DIMENSION : 15" L x 15" W x 6.75" H
 MAX OAH : 128.25" OAH
 CANOPY : 15" W x 1.5" H x 15" L
 HANGING WEIGHT : 9.02 lb



LAMPING

INPUT VOLTAGE : 120-277V
 LUMENS : 1,920 Rated (960 Del.)
 BULB : 3 x 8W LED DC Integrated , 24W Total
 BULB INCLUDED : (Integrated)
 DIMMABLE : Triac CL
 CRI : 90 CRI
 COLOR_TEMP : 3000K



*max overall height

FINISHES OPTION

-  Black (BK)
-  Polished Chrome (PC)

GLASS

Clear 18

MATERIAL

Steel, Polycarbonate, Glass

RATINGS

cETLus
 Dry Location



ADDITIONAL

RATED LIFE 50000 Hours
 OPERATING TEMPERATURE:
 -20°C (-4°F), 40°C (104°F)

Always consult a qualified electrician before installing any lighting product.



WESTERN DISTRIBUTION CENTER (HEADQUARTER)
 253 NORTH VINELAND AVE | CITY OF INDUSTRY, CA 91746
 EASTERN DISTRIBUTION CENTER
 101 GARDNER PARK | PEACHTREE CITY, GA 30269
 P. 626.956.4200 | F. 626.956.4225 | maximlighting.com