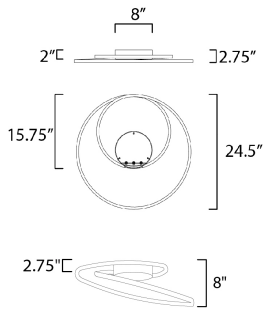


PRODUCT DESCRIPTION

This playful design of a continuous channel spiraling from the canopy to create unique lighting sculptures. LED mounted inside the channel provides ample illumination with an indirect effect.





MEASUREMENTS

DIMENSION : 24.5" L x 24.5" W x 2.75" H
 CANOPY : 8" W x 2" H x 8" L
 HANGING WEIGHT : 5.5 lb

LAMPING

INPUT VOLTAGE : 120V
 LUMENS : 5,250 Rated (4,500 Del.)
 BULB : 1 x 75W LED PCB Integrated , 75W Total
 BULB INCLUDED : (Integrated)
 DIMMABLE : ELV or Triac CL
 CRI : 80+ CRI
 COLOR_TEMP : 3000K

FINISHES OPTION

-  Black (BK)
-  Matte Silver (MS)

MATERIAL

Aluminum, Acrylic, Steel

RATINGS

cETLus
 Dry Location



ADDITIONAL

RATED LIFE 40000 Hours
 OPERATING TEMPERATURE:
 -20°C (-4°F), 40°C (104°F)

Always consult a qualified electrician before installing any lighting product.



WESTERN DISTRIBUTION CENTER (HEADQUARTER)
 253 NORTH VINELAND AVE | CITY OF INDUSTRY, CA 91746
 EASTERN DISTRIBUTION CENTER
 101 GARDNER PARK | PEACHTREE CITY, GA 30269
 P. 626.956.4200 | F. 626.956.4225 | maximlighting.com