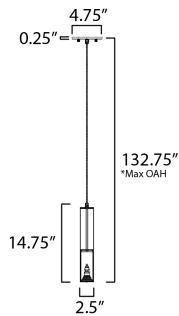




PRODUCT DESCRIPTION

Machined Aluminum tubes of Black, Polished Chrome, or Brass suspend within clear glass overlays. An LED GU10 bulb is recessed within the metal tube providing great directional lighting. Available as a single pendant or as a 4-Light linear pendant.



*max overall height




MEASUREMENTS

DIMENSION : 2.5" L x 2.5" W x 14.75" H
 MAX OAH : 132.75" OAH
 HANGING WEIGHT : 1.8 lb

LAMPING

INPUT VOLTAGE : 120V
 LUMENS : 700 Rated (450 Del.)
 BULB : 1 x 7W LED GU10 , 7W Total
 BULB INCLUDED : (Included)
 DIMMABLE : Triac
 CRI : 90 CRI
 COLOR_TEMP : 3000K

FINISHES OPTION

-  Black (BK)
-  Polished Chrome (PC)
-  Satin Brass (SBR)

GLASS

Clear 24

MATERIAL

Aluminum + Glass

RATINGS

cETLus
 Dry Location



ADDITIONAL

SLOPE: 2
 RATED LIFE 25000 Hours
 OPERATING TEMPERATURE:
 -20°C (-4°F), 40°C (104°F)

Always consult a qualified electrician before installing any lighting product.



WESTERN DISTRIBUTION CENTER (HEADQUARTER)
 253 NORTH VINELAND AVE | CITY OF INDUSTRY, CA 91746
 EASTERN DISTRIBUTION CENTER
 101 GARDNER PARK | PEACHTREE CITY, GA 30269
 P. 626.956.4200 | F. 626.956.4225 | maximlighting.com