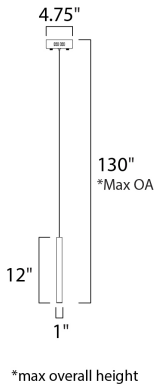




PRODUCT DESCRIPTION

Elongated metal tubes in a variety of finishes from Rose Gold to Polished Chrome suspend from pans to create impressive sculptural statements. Each tube encase a replaceable integrated LED module while many of the ceiling pans house additional LED spots to highlight the beautiful high gloss finishes as well as additional down light.





MEASUREMENTS

DIMENSION : 1" L x 1" W x 12" H  
MAX OAH : 130" OAH  
CANOPY : 4.75" W x 1.25" H x 4.75" L  
HANGING WEIGHT : 1.54 lb

LAMPING

INPUT VOLTAGE : 120V  
LUMENS : 70 Rated  
BULB : 1 x 1W LED PCB Integrated , 1W Total  
BULB INCLUDED : (Integrated)  
DIMMABLE : No  
CRI : 90+ CRI  
COLOR\_TEMP : 3000K

FINISHES OPTION

-  Polished Chrome (PC)
-  Rose Gold (RG)

MATERIAL

Stainless Steel

RATINGS

cETLus  
Dry Location



ADDITIONAL

ADJUSTABLE  
SLOPE: 120  
RATED LIFE 25000 Hours  
OPERATING TEMPERATURE:  
-20°C (-4°F), 40°C (104°F)

Always consult a qualified electrician before installing any lighting product.