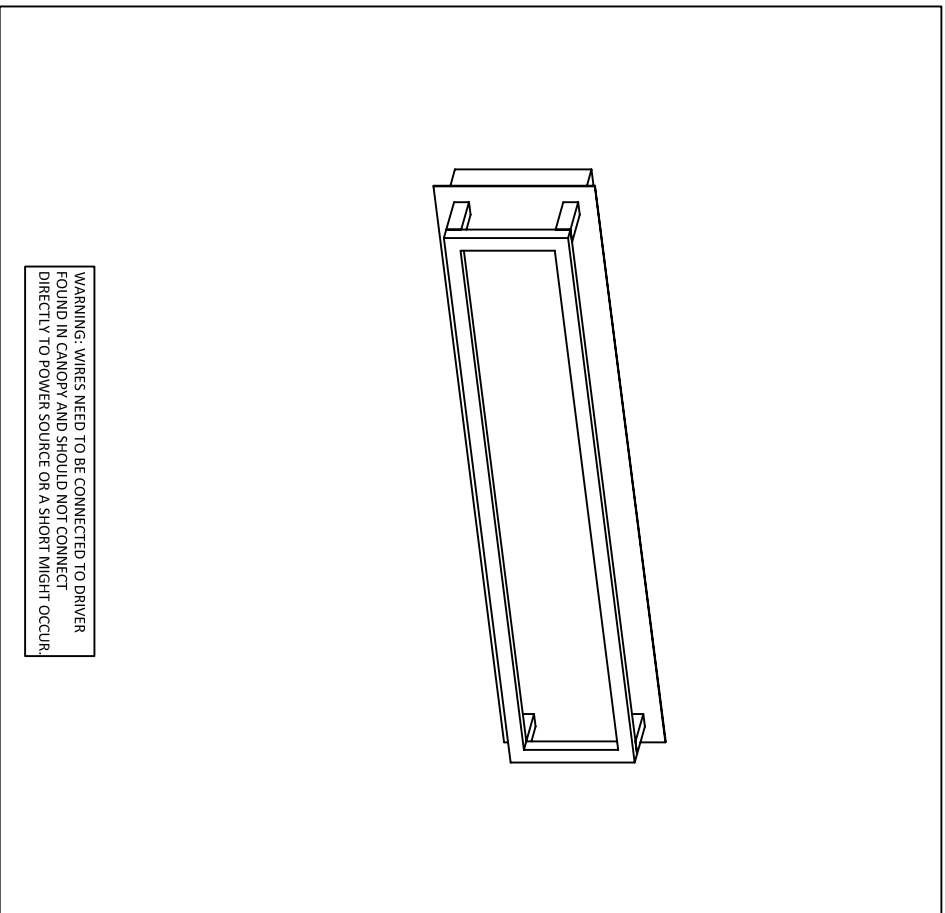




Contemporary Lighting™

PRODUCT NAME: 4 SQUARE
ITEM NUMBER: E30594

Please consult your electrician for hanging fixture and wiring.




WARNING: WIRES NEED TO BE CONNECTED TO DRIVER FOUND IN CANOPY AND SHOULD NOT CONNECT DIRECTLY TO POWER SOURCE OR A SHORT MIGHT OCCUR.

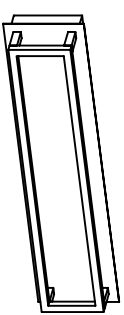
Bulb (integrated): 16 Watts LED

MADE IN CHINA
Page 1 of (2)

IMPORTANT: Turn off the power at the main fuse or circuit breaker box before starting installation

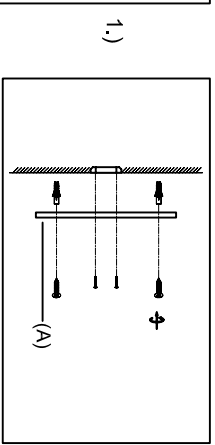
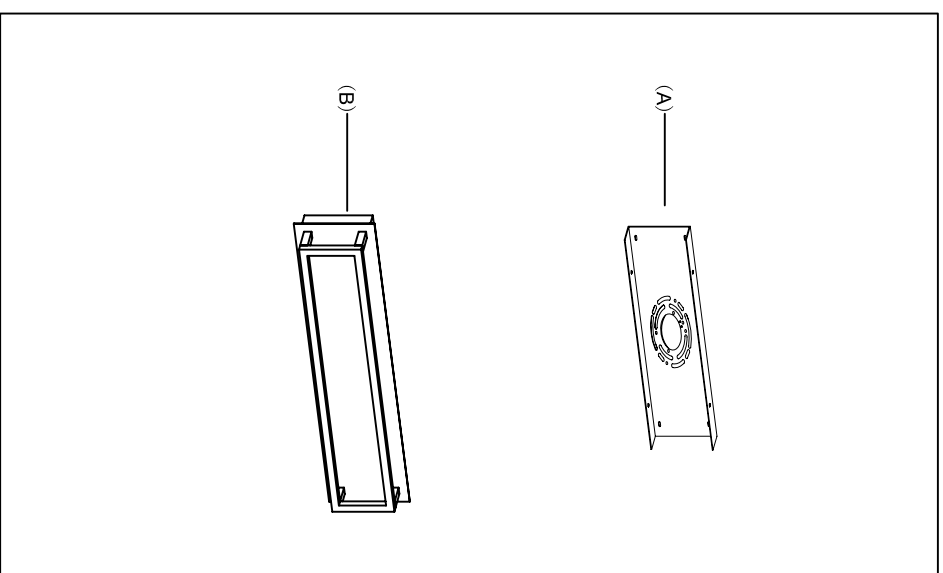


(A)
Mounting Bracket

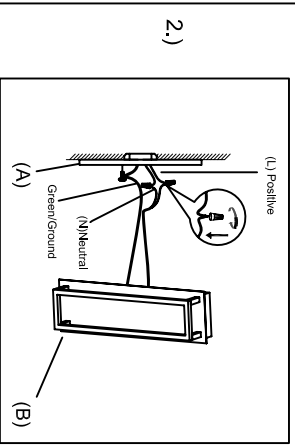


(B)
Body

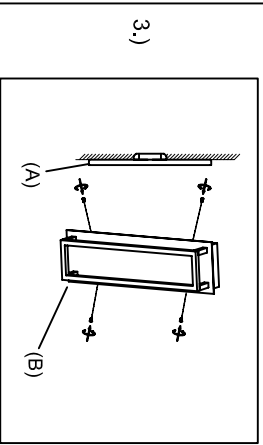
Locate all hardware & components before discarding packaging



1.) Remove Bracket (A) from fixture and install to electrical box.



2.) Wire fixture to wires in outlet box. Install Green wire to Ground Screw.



3.) Install Body (B) to Canopy (A) and tighten screws at the end of the canopy to secure.

Cleaning & Care:
Clean with soft cloth and a mild detergent.
Do not use abrasive cleaner.

Page 2 of (2)